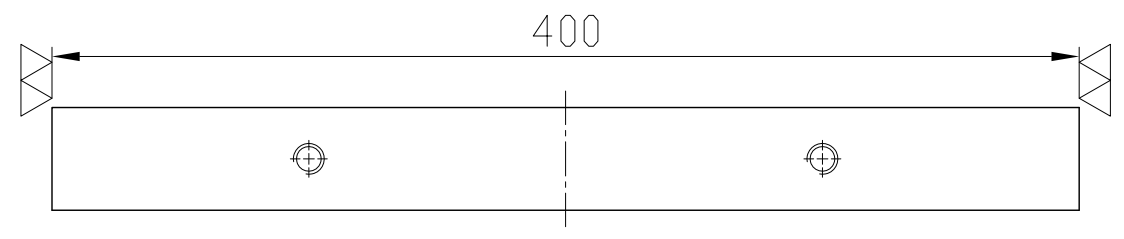
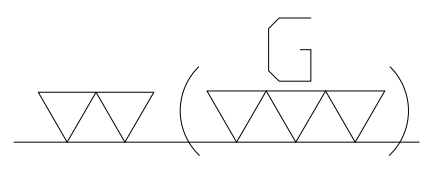
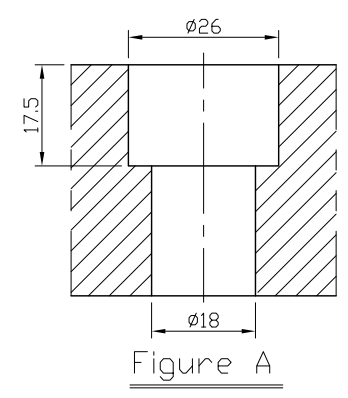

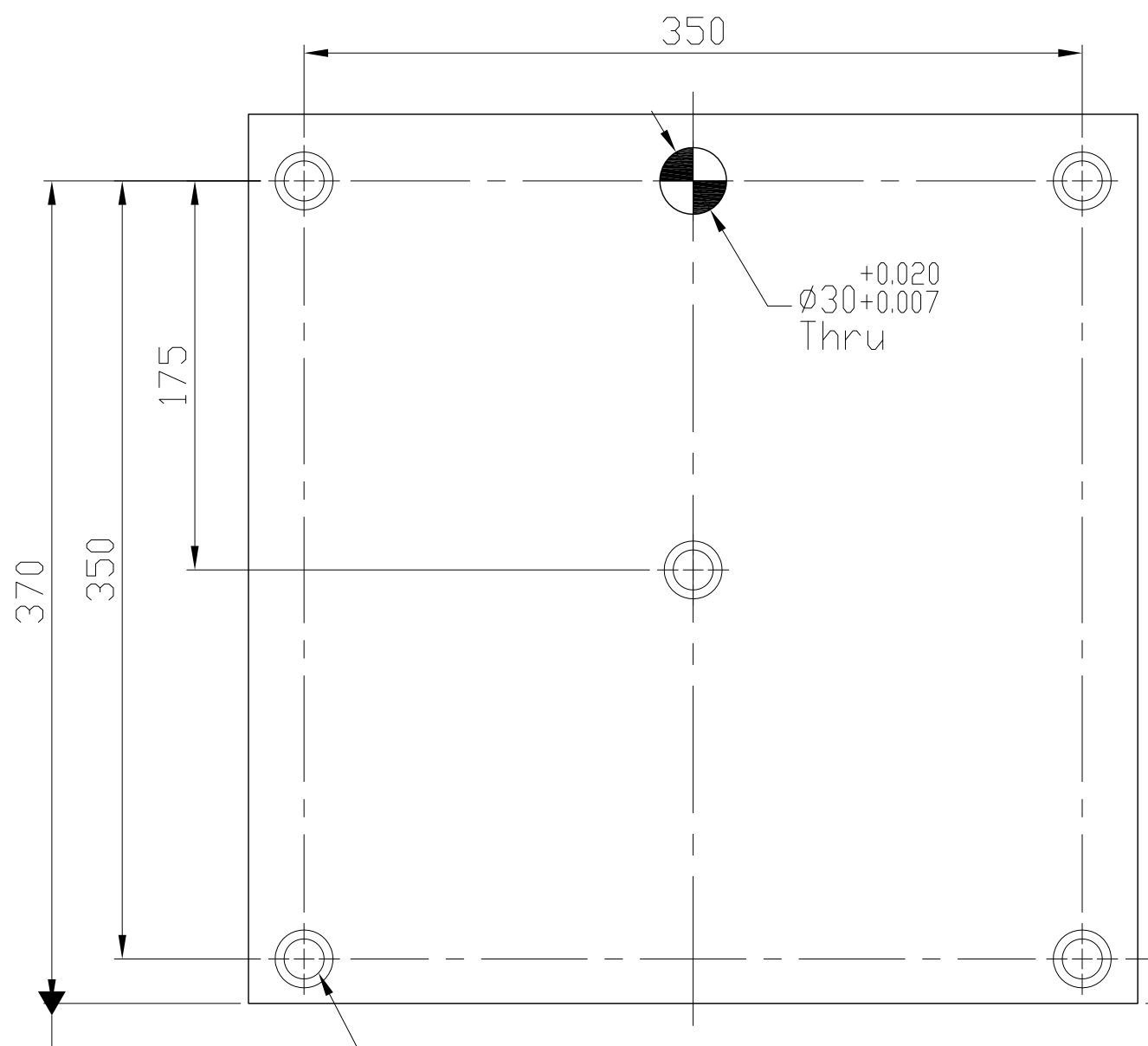


1 2 3 4 5 6 7 8 9 10 11 12 13 14 15 16 17 18 19 20

A B C D E F G H I J K L M N O P Q R S T U V W X Y Z AA AB



∥	0.02/300	
⊥	0.02/300	A



5-M16
Cap-Screw hole
(Figure A)

*Edge chamfered C2

NW:46KG

Material FC300		Heat treatment Annealing Process		Surface treatment		
Drafted by S.C.H	Checked by	Approved by	Scale 1/1	Date 2011.10.19	Sheet 1/1	Edition A
			TITLE SUB-PLATE			
			DWG.ND. BP14-40400-0400			

1 2 3 4 5 6 7 8 9 10 11 12 13 14 15 16 17 18 19 20